



WEBB-STILES BELT CONVEYORS

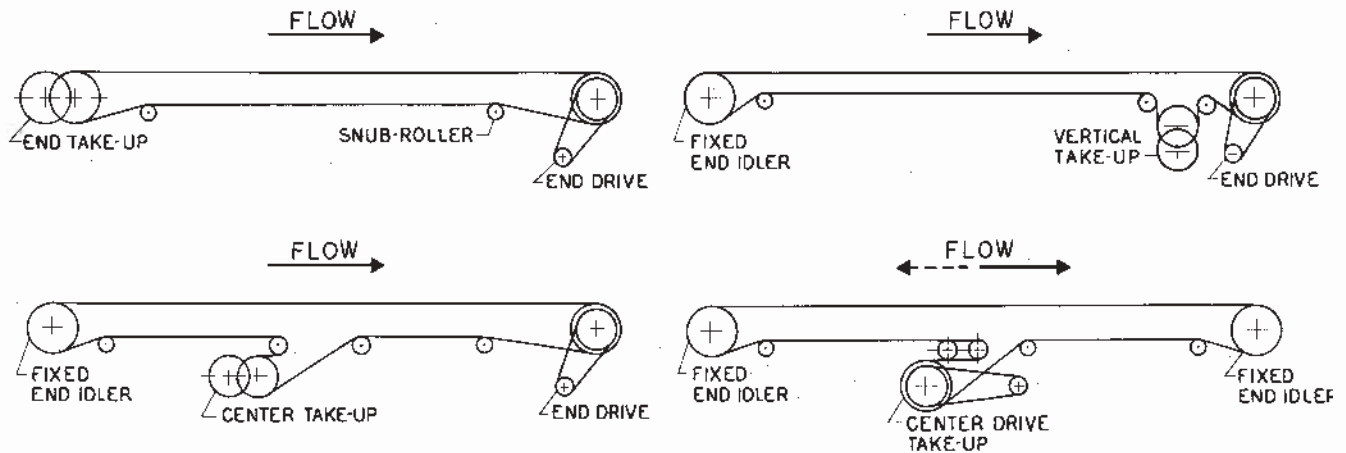
Webb-Stiles' vast conveyor experience assures you of high quality pre-engineered or custom engineered belt conveyors. Belt conveyors fulfill diverse applications in material handling and manufacturing. Slider bed, roller bed or combinations are available to meet most material and load handling requirements.

A limitless variety of belt materials and surfaces like PVC, fabric, wire mesh and cleated are available to meet specific uses.

Inclined belt conveyors are used to transfer material and packages from different levels.

Consult with a Webb-Stiles Sales Engineer for your needs.

TYPICAL BELT DRIVE AND TAKE-UP DESIGNS



This conveyor system was installed at an oil canning plant for a major oil producer. The system utilizes belt conveyors for the inclines, belt driven live roller and gravity roller. Differential split roll curves which allow a carton to straighten prior to entering the next conveyor are used.



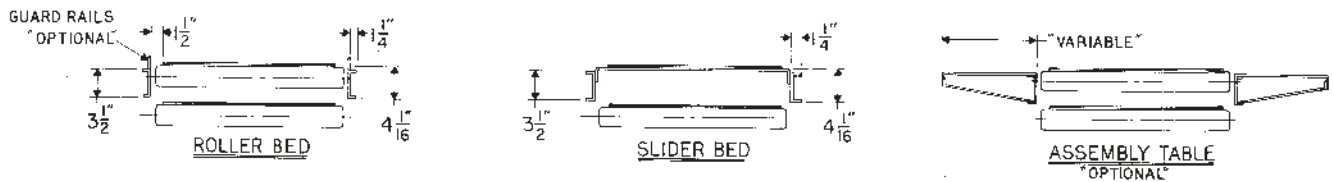
Webb-Stiles is a specialist in the package handling field with numerous systems in use all over the country by the leading package delivery companies. The photo shows part of an over-night sortation system. The belt conveyor, sortation tables, caster deck (for air cargo containers) and control panel are all Webb-Stiles built and installed on a turn-key basis.



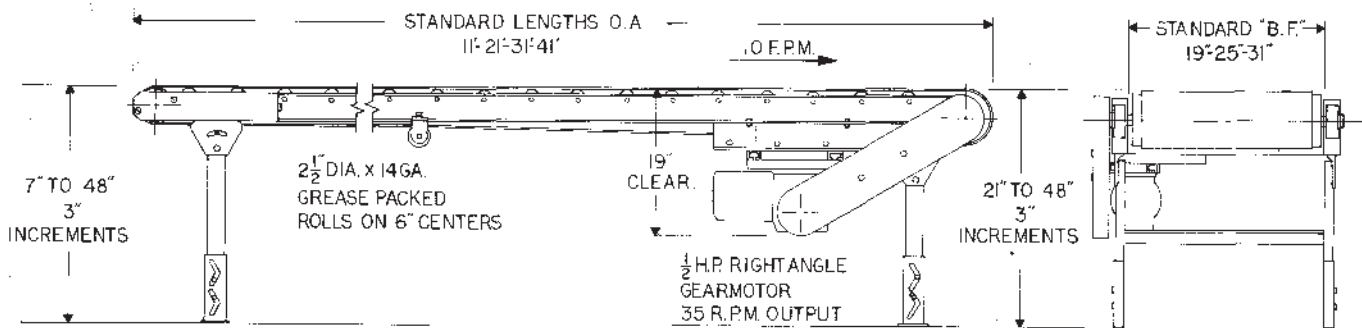
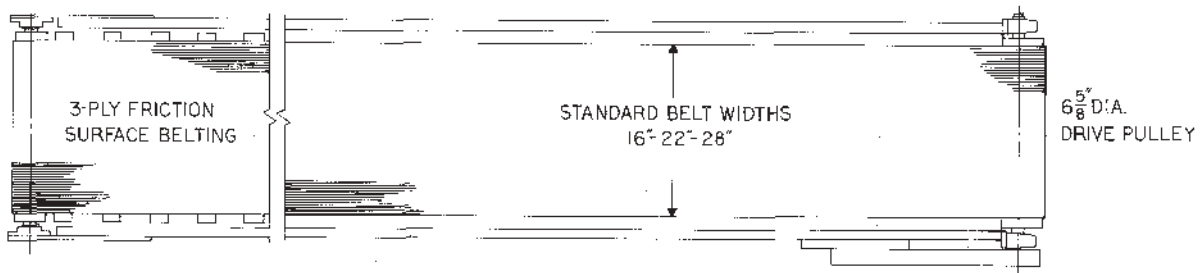
WEBB-STILES ECONO BELT CONVEYORS

Webb-Stiles Econo Belt Conveyors fulfill a wide variety of light-duty uses, at a very competitive price. The pre-engineered Econo Belt Conveyors are available with either a roller bed or slider bed.

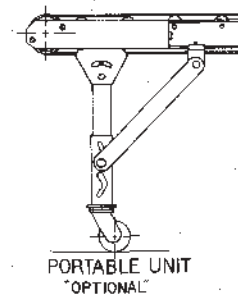
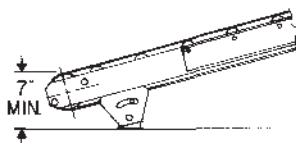
Many options are available to make it a very versatile conveyor. Your Webb-Stiles Sales Engineer will be glad to give you a cost on these units.



4 1/2" DIA
TAIL PULLEY
6" MAX. TAKE UP




INCLINES OF 12° OR MORE REQUIRE A RUFF TYPE BELT







WEBB-STILES BELT CONVEYORS



Webb-Stiles telescoping belt conveyor shown in the closed position.



The same belt conveyor shown in the extended telescoping position.




Inclined belt conveyor for the tire industry.



Belt conveyor to be used in the tire industry.




A 40' Webb-Stiles Econo belt conveyor.




An inclined slider bed belt conveyor drive section.



WEBB-STILES BELT CONVEYORS



Webb-Stiles belt conveyor for stamping plant. Note adjustable legs on both ends.




Drive side view of belt conveyor. Legs are adjusted by hydraulic jacks.




A Webb-Stiles wire mesh conveyor for handling sand cores.



Inclined belt conveyors for handling overnight shipping packages.




A heavy-duty 180° belt conveyor with roller side guides.




Extendable swarf conveyor features motorized drive pulley, and cleated troughing belt.




WEBB-STILES BELT CONVEYORS




A heavy duty foundry belt conveyor drive with roller bed.




The same foundry belt conveyor showing the center take-up.




Foundry belt conveyor drive for slider bed.



Same foundry belt conveyor showing take-up.



Roller bed belt conveyor noseover.



Slider bed belt conveyor ready for shipping.



WEBB-STILES BELT CONVEYORS

Below are shown a few of the many heavy-duty belt drives for a major overnight air freight hub.

